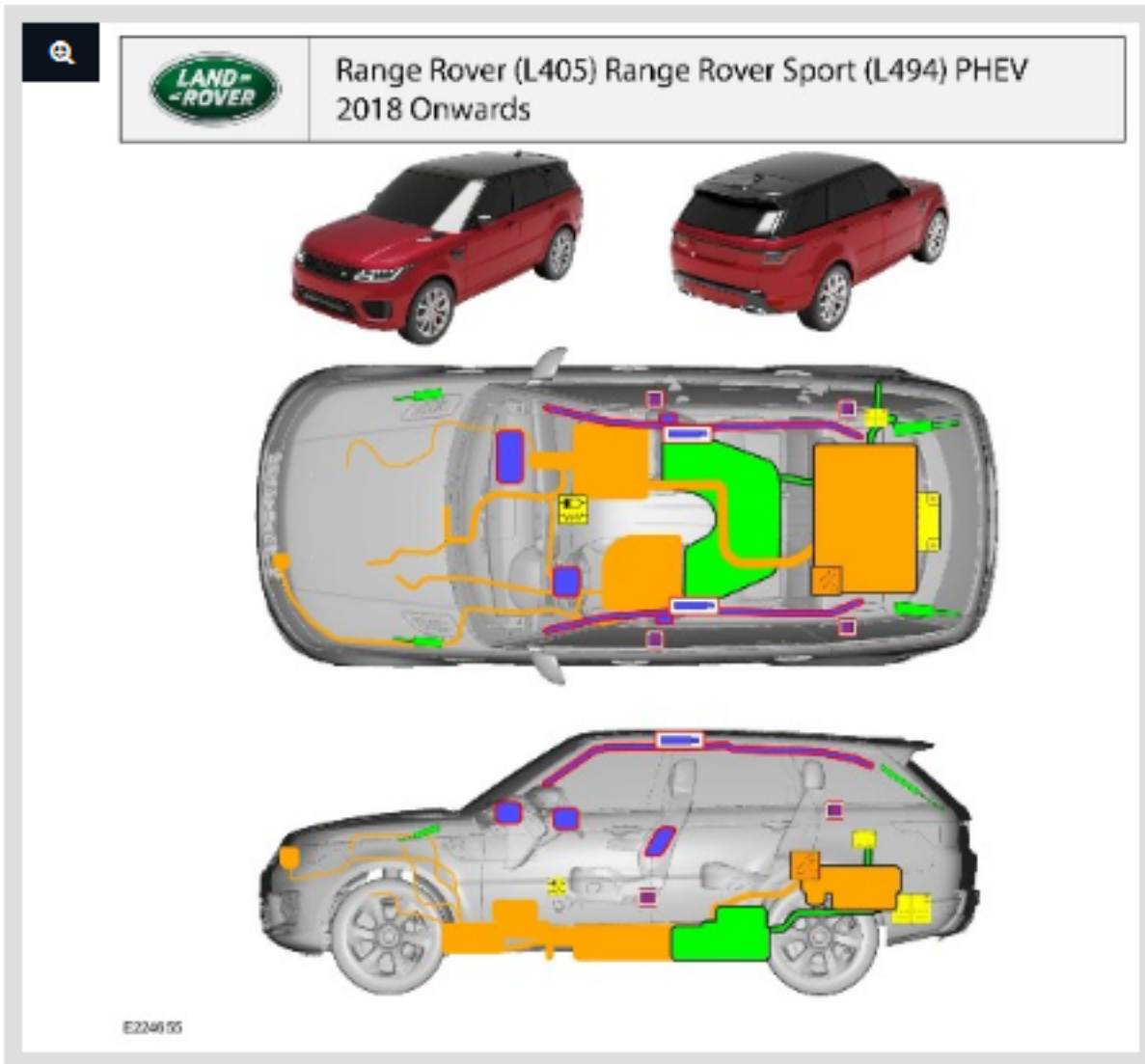





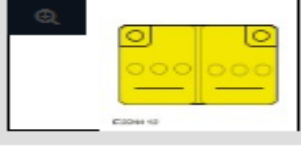


# GENERAL INFORMATION

DESCRIPTION AND OPERATION

## RESCUE SHEET



ITEM	DESCRIPTION
	Airbag
	Airbag inflator/ stored gas inflator
	Seatbelt pretensioner
	Gas strut/Preloaded spring
	SRS control unit
	Battery, low-voltage

 <p data-bbox="189 281 241 296">E20416</p>	<p data-bbox="1459 74 1564 103">Fuel Tank</p>
 <p data-bbox="189 578 241 593">E20418</p>	<p data-bbox="1386 385 1627 415">High-voltage battery pack</p>
 <p data-bbox="189 875 241 890">E20419</p>	<p data-bbox="1333 682 1690 712">High-voltage power cable/ component</p>
 <p data-bbox="189 1172 241 1187">E20421</p>	<p data-bbox="1396 979 1627 1009">High-voltage disconnect</p>

IDENTIFICATION OF THE VEHICLE MODEL AND SPECIFIC VERSION

All Range Rover and Range Rover Sport models can be identified as a PHEV by the following key features:

Front grill has an opening panel on the left side.



Behind the grill opening panel is the PHEV charge port.



The center console has an Electric Vehicle (EV) button to engage and deactivate EV mode.



Unique P400e badges.



## AVOIDANCE OF ROLL AWAY OF THE CRASHED VEHICLE

The vehicle may roll if the transmission does not lock or the park brake is inoperable. The road wheels should be chocked to prevent unexpected movement.

Vehicle lifting and jacking points can be found as shown in the illustration.

### WARNING:

Make sure that no contact is made between the lifting equipment or any high voltage components.

The jack or lift support must be positioned centrally on the locations shown to provide a safe vehicle weight distribution and avoid vehicle damage.

